



ASPHALT-THERMO-CONTAINER



THE OPTIMUM SOLUTION
FOR PROCESSING ASPHALT IN ROAD CONSTRUCTION



Asphalt-Thermo-Container A. Richter GmbH
www.atc-container.de · info@atc-container.de



CONTENTS

	Page
ATC 25 Model Range Capacity: From 1.25 to 3.0 t	4
ATC 50 Model Range Capacity: 5.0 t or 6.0 t	5
ATC 60 Model Range Capacity: 6.0 t	
ATC 75 Model Range Capacity: 7.5 t or 9.0 t	6
ATC 100 Model Range Capacity: 10.0 t, 15.0 t or 20.0 t	7
Standard equipment	8
Optional equipment	9
Drive units	11
In daily use	12
Technical specifications	15
How to find us	16



DESCRIPTION

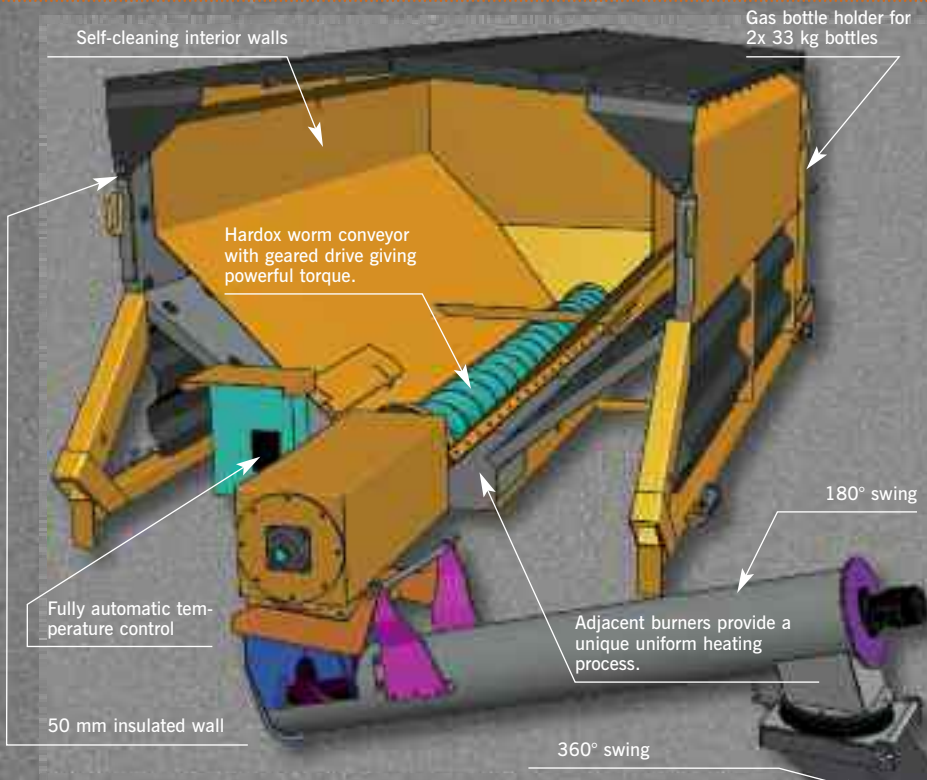
As the **ASPHALT-THERMO-CONTAINER** first appeared on the market in the mid-1990s, only a few recognized the advantages of such a machine at first glance.

With increased technical progress and the need to replace outdated working methods with more rational ones in order to increase competitiveness, the **ASPHALT-THERMO-CON-**

TAINER has proven its economic and environmentally friendly working methods.

Today the **ASPHALT-THERMO-CONTAINER** with its modern and well thought through technology can be seen in use throughout Europe and wherever high-quality road repairs are carried out with simultaneous cost reductions.

CONSTRUCTION AND ADVANTAGES



The essential advantages of the ASPHALT-THERMO-CONTAINER are:

- ⇒ Rational and cost-saving processing of asphalt
- ⇒ No unnecessary spreading of the mix by hand through precisely metered discharge by means of worm conveyors.
- ⇒ Reduced wage costs due to easier processing and considerably reduced laying times
- ⇒ No waste due to cooled mix
- ⇒ Longer road construction season
- ⇒ No complaints as no cooled asphalt is placed
- ⇒ Asphalt can be maintained at the required placement temperature for a long time without any temperature losses
- ⇒ No more cost-intensive part loads
- ⇒ No cleaning necessary after daily work. **(Container is „self-cleaning“)**

The various advantages of the ASPHALT-THERMO-CONTAINERS result in much faster amortization of the investments made and considerable competitive advantages!

The **gas-heating system** of the ATC provides **self cleaning** walls. The hot asphalt cascades down off of hot walls into the conveyor. Providing a complete self cleaning process.



The **ASPHALT-THERMO-CONTAINER** is equipped with **two separate heating chambers**, each of which is heated with an environmentally friendly propane gas burner and so maintain the asphalt at the necessary working temperature. The heating chambers have additional mineral wool insulation in order to prevent the asphalt from cooling. The design of the chambers enables optimum heat distribution and thus energy-saving deployment. Each model in the **ATC 25** series is equipped with a gas cylinder bracket for 11 kg cylinders. From the **ATC 50** size models, holders for two 33 kg on board gas cylinders are provided, which avoid frequent cylinder changing.

The gas burners are controlled by thermostats and only heat if the temperature falls below a previously set value, the laying temperature you require. The heating is electronically ignited.

ATC **ASPHALT-THERMO-CONTAINERS** are produced in the **basic sizes**, with a capacity from **1.25 t** to **20 t** as a standard. The

ATC 50, 75 and 100 model series are also available as **two-chamber systems**, with which 2 different types of mix can be

simultaneously transported to site and laid. The two-chamber systems are each equipped with **2 main worm conveyors** and can be fitted with an external worm conveyor for spreading the material, as can all **single chamber systems** too. As a standard, these external conveyors then have a sliding system with which the **external worm conveyor** can be operated at both chambers as an option.

A **worm conveyor** made of **HARDOX® steel** in the floor of the V-shaped internal container conveys the material from the back of the container: here the material passes through a rotating **V2A chute** and is therefore easy to spread. The worm is hydraulically driven; this either occurs using the **truck's hydraulics** or alternatively with its **own hydraulics**, available as an extra. All moving parts are integrated in the hydraulic system - this avoids cost-intensive manual work to a large extent.



ATC 25 MODEL RANGE

ATC 25M - 1.25 t capacity

Optimized for all small pickup trucks with low payloads, for example the **Multicar**.



ATC 25 - to 3.0 t capacity

The 25 models can be placed on a Unimog, light-duty trucks or on special trailers available as an optional extra.



The 25 series is ideally suited for small construction sites, e.g. fitting potholes or repairing minor frost damage.



ATC 50 / ATC 60 MODEL RANGE



ATC 50 - 5.0 t capacity

Equipped with the swivelling chute, supplied as a standard, the work-group is ideally equipped for all work within the carriageway.



ATC 60 - 6.0 t capacity

Equipped as above, however with 6.0 t capacity.



ATC 50/2K - 5.0 t capacity

The ATC 50 as a **two-chamber system** simultaneously supplies the construction site with **2 types of mix** (e.g. binder and surface course).

The 2:1 chamber ratio supplies the quantities usually required on site.



ATC 50S - 6.0 t capacity

The **special trailer** available for the 50 series with an authorised total weight of 11.0 t is suitable as an exchangeable load bearer for the 50, 50S and 50/2K models.

Combined with suitable on-board hydraulics the result is a high degree of flexibility for deployment on construction sites.



ATC 75 MODEL RANGE

ATC 75 - 7.5 t capacity

The “**standard container**” for the trucks frequently found on construction sites with approx. 18 t authorised total weight (Photo: **single-chamber system**) driven by the vehicle’s hydraulics.



ATC 75S - 9.0 t capacity

This special size is suitable for all two-axle trucks from approx. 11.5 t payload of three-axle trucks with shortened load areas (e.g. if a crane is installed behind the driver’s cab). Mounted on a truck chassis.



ATC 75/2K - 7.5 t capacity

The 75 series is also available as a **two-chamber system** for simultaneous transport of **2 types of mix** to the construction site. If you intend using different types of carrier vehicles, or the special trailer available, it is advisable for the container to have its own on-board hydraulics.



ATC 100 MODEL RANGE



ATC 100 - 10.0 t capacity

ATC 100 mounted on loading grid.



ATC 100 - 10.0 t capacity

Single chamber system.

The ATC 100 is the optimum choice for all three-axle trucks.



ATC 100S - 15.0 t capacity

The ATC 100S with capacity of 15 t on a **loading grid**, equipped with an external worm conveyor, makes the asphalt workgroup very flexibly equipped for all construction sites.



ATC 100S JUMBO 20.0 t capacity

Whether rapid completion of larger carriageway repairs or fast filling of cycle and footpath finishers is required, both are possible with the **ATC Jumbo!**

STANDARD EQUIPMENT

As a standard, the **ASPHALT-THERMO-CONTAINER** is equipped with a **Har-dox worm conveyor** in the floor of the container. (Discharge speed: up to 360 kg/min).

The standard features also include a **ladder**, a **standing platform**, fixed **separating agent** spraying equipment and an **operating hours meter**.

Apart from the standard RAL 2011 **orange** paint, the container can also be painted in all other standard RAL colours.

High-quality hydraulics components and high-torque hydraulic motors ensure reliable, long-life operation of the **ASPHALT-THERMO-CONTAINER** and for easy unloading, even of coarse-grained material (0-32 Ø).

⇒ The range upward from the ATC 50 come with two gas bottles providing a longer working period.

A **digital** temperature display provides continuous information about the current operating condition of the self-adjusting propane gas heating (e.g. FE gas cylinder empty).



All containers are equipped with **4-piece cover flaps** as a standard.

The hydraulic cover flap actuation, available as an optional extra, is equipped with safety switches as a standard. (Worm conveyors stop when the flaps are open).

The shape of the cover flaps ensures optimum opening of the container during loading, which enables fast and easy filling of the container and safe passage through low mixing plant.



OPTIONAL EQUIPMENT



Parking Systems

The **ASPHALT-THERMO-CONTAINER** offers various possibilities for lowering it from the truck. It can either be lowered by crane, for which lifting rings are attached to the container, or parked independently by the truck driver on **mechanical galvanised supports** (type EC for empty containers) or **hydraulic supports** (type EN for **filled** containers). Lowering using a fork-lift truck or wheel loader is made possible by the **fork-lift support** available as an optional extra.



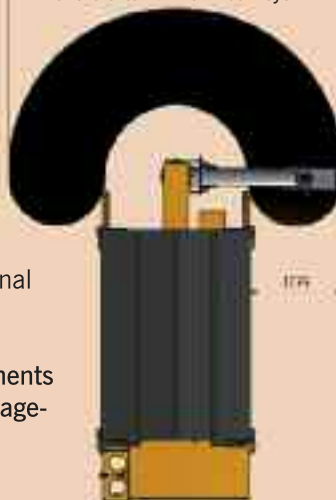
The **ASPHALT-THERMO-CONTAINER** can be equipped with a **loading grid** (type **ER**) for operating on hook-lift vehicles, on request with front supports too, which enable the **loaded** container to be set down on the construction site.



EF External Worm Conveyor

The external worm conveyor, equipped with all-round insulation enables **wide spreading of the mix next to or behind the vehicle**, which means the vehicle can remain on firm ground and the materials can be pre-spread over a wide area. It can be swivelled through 180° and has a 360° swivelling V2A chute at the discharge. Material feed is controlled using the remote control switch on the discharge of the external worm conveyor.

Asphalt distribution range of the external worm conveyor.



- ⇒ Ideally suited for sewer trenches, pavements and other long rises, as well as for carriage-way crossings.



TF Tandem Trailer

All containers can also be supplied on **special trailer** in order to increase their flexibility.

The **tandem trailers** are, thanks to their compact design, extremely mobile. The stepless height adjustable drawbar enables it to be towed by various towing vehicles.



OPTIONAL EQUIPMENT


EJ External Gas Burner



The external gas burner with **additional gas connection** on the container is always ready for use for minor work, e.g. melting “Tock tape” or cleaning working equipment.

Equipped with the **bonding agent sprayer** shown below. The **ASPHALT-THERMO-CONTAINER** is the complete **road maintenance** unit!

HS Bonding Agent Sprayer, cold emulsion



The **hydraulically driven bonding agent sprayer** enables fast and easy application of **cold-emulsion-based bonding agents** (bitumen component max. 40%) for preparing the areas to be patched.

The bonding agent is carried in **fitted tanks**.

The “**on-board-solution**” means all the additional costs previously required for transport and the often awkward handling of a separate bonding agent sprayer on site is no longer necessary. No additional loading area or transport facility is required.

HSb Bonding Agent Sprayer, fully automatically heated



Bonding Agent Sprayer for spreading heated emulsion (UK60).
Storage tank inside the container.

Tank capacity:

- ⇒ ATC 25 = **80** litre
- ⇒ ATC 50 = **80** litre
- ⇒ ATC 60 = **100** litre
- ⇒ ATC 75 = **140** litre
- ⇒ ATC 100 = **200** litre

Equipment:

- ⇒ Thermostatically controlled **hot water heating** for the **gentle heating** of the emulsion
- ⇒ Hydraulically driven pump for the emulsion
- ⇒ Sprayer lance with automatic **tube scooter stainless steel** (10 m high pressure hose)
- ⇒ Thermometer for **automatic temperature control**
- ⇒ **Programmable timer**

TE Disc Spreader



Rapid fitting of a disc spreader enables it to be used for gritting carriageways or for spreading **salt, grit** and **sand** as a winter maintenance gritter. The spreading width and quantity are adjusted manually using a **control panel in the driver's cab** of the carrier or towing vehicle. Also available with path-dependent controls!

DRIVE SYSTEMS

⇒ As an alternative to the standard features (driven by the vehicle's own hydraulics), all containers can be equipped with their own on-board hydraulics!



The **ATC 25** range models are driven by a **9.0 hp / 6.7 kW** Honda **petrol engine** with a centrifugal clutch.

⇒ In the 5.0 t models upwards, efficient diesel units ensure reliable and safe operation of the **ASPHALT-THERMO-CONTAINER**. The following diesel units are available as **drive motors**.



EHu Hatz **diesel engine**, **10.0 hp / 7.3 kW** with electrical starter and a 50 litre hydraulic tank. (Suitable only for the models ATC 50/ATC 60)



EH **noise-encapsulated 1 cylinder** Hatz four-stroke **diesel engine** **13.6 hp / 10 kW**, 21 l diesel tank, 76 l hydraulic tank (not illustrated).

EHa **noise-encapsulated 2 cylinder** Hatz four-stroke **diesel engine** **30 hp / 23 kW**, 21 l diesel tank, 76 l hydraulic tank (photo).



WHY LIVE IN THE PAST ...

Working methods to date:

Cost-intensive spreading by hand, up to 4 - 5 hours, depending on the weather.



Unloading a truck by hand, labour-intensive and subsequent painstaking cleaning of the loading area.



WHEN YOU CAN LIVE THE FUTURE!

Today's working methods:

Mobile, heated **ASPHALT-THERMO-CONTAINER** as **single and two-chamber systems** with external worm conveyor.



Precisely metered, well-directed placement of the mix with few personnel, and that 24 hours a day with consistent quality.



IN DAILY USE



▶ ATC 25 on Unimog



▶ ATC 75/2K with external worm conveyor



ATC 50 on tandem trailer



▶ ATC 100S with external worm conveyor

▶ ATC 75/2K two-chamber system



IN DAILY USE



- ▶ ATC 75 two-chamber system, with external worm conveyor, on tandem trailer
- ▼ ATC 75 with external worm conveyor



ATC 100 Single chamber system on truck



ATC 50/2K double chamber system

Container dimensions

2,000

Asphalt-Thermo-Container

1,530
950

Stop for the loading floor!


Load-floor requirements

ATC	50	3,150 mm
ATC	60	3,650 mm
ATC	75	4,150 mm
ATC	100	5,150 mm

2,140
Width limited to given dimensions!

TECHNICAL SPECIFICATIONS



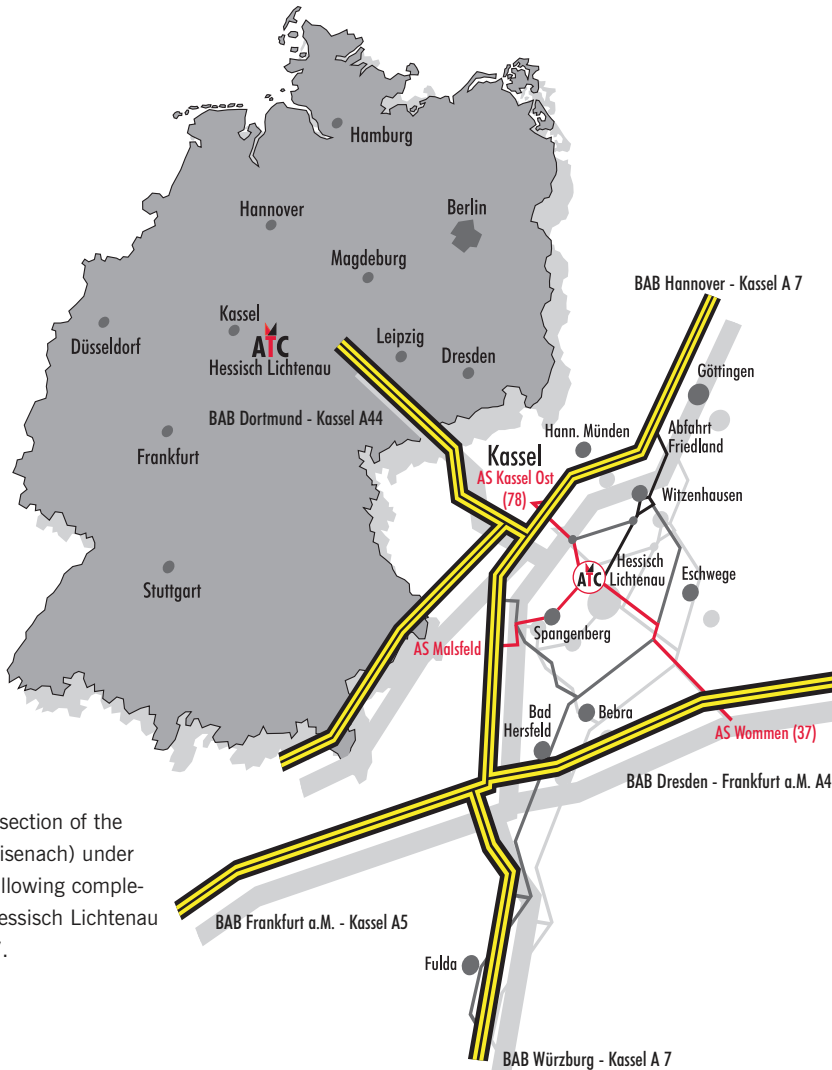
Type		Truck load-floor requirements (minimum size)		Truck payload in tonnes	Approx. capacity in kg	Approx. capacity in m ³	Weight of the basic machine in kg	Length in mm	Width in mm	Height in mm	Approx. fuel consumption kg/h
		Length mm	Width mm								
ATC 25M		1,900	1,600	2.0	1,250	0.8	780	2,430	1,600	920	0.5
ATC 25	 Standard model	1,900	1,600	3.0-4.0	3,000	1.7	950	2,570	1,500	1,420	0.8
ATC 50	 Standard model	3,150	2,140	6.7	5,000	3.0	1,600	3,600	2,000	1,540	2.0
ATC 50S		3,150	2,140	7.7	6,000	3.6	1,700	3,600	2,000	1,740	2.0
ATC 50/2K		3,150	2,140	6.9	5,000	3.0	1,950	3,600	2,000	1,540	2.0
ATC 60	 Standard model	3,650	2,140	7.7	6,000	3.6	1,800	4,100	2,000	1,540	2.5
ATC 75	 Standard model	4,150	2,140	9.5	7,500	4.6	2,000	4,600	2,000	1,540	3.0
ATC 75S		4,150	2,140	11.0	9,000	5.4	2,200	4,600	2,000	1,740	3.0
ATC 75/2K		4,150	2,140	9.7	7,500	4.5	2,600	4,600	2,000	1,540	3.0
ATC 100	 Standard model	5,150 or 4,870	2,140	12.5	10,000	6.0	2,500	5,600	2,000	1,540	4.0
ATC 100S		5,150 or 4,870	2,140	18.0	15,000	8.4	2,800	5,600	2,000	2,040	4.0
ATC 100/2K		5,150 or 4,870	2,140	12.7	10,000	6.0	2,850	5,600	2,000	1,540	4.0
ATC 100S Jumbo		5,650	2,400	24.0	20,000	12.0	4,000	6,550	2,400	2,070	5.0

All containers are approved, are subjected to a TÜH (Technical Inspectorate of Hessen) acceptance inspection and bear the GS mark (tested safety).

We reserve the right to make technical changes.



AT THE CENTRE OF GERMANY AND EUROPE THE BEST WAY TO FIND US ...



New motorway section of the A44 (Kassel - Eisenach) under construction: Following completion, take the Hessisch Lichtenau exit onto the B7.



A member of the Richter Group of companies

... coming from Hanover

A7 motorway until **Kassel Ost exit (78)** take the **B7** in the direction of Eisenach/Eschwege to Hessisch Lichtenau.

In Hessisch Lichtenau follow the Richter Maschinenfabrik AG signs.

... coming from Dortmund

A44 motorway to **Kasseler Kreuz (70)** junction, then take the **A7** in the direction of Hanover until the **Kassel Ost** exit, turn left and take **B7** in the direction of Eisenach/Eschwege to Hessisch Lichtenau.

In Hessisch Lichtenau follow the Richter Maschinenfabrik AG signs.

... coming from Frankfurt a.M.

Melsungen exit (distance 27 km), then take the **B253** to Melsungen, then the **B487** in the direction of Spangenberg/Hessisch Lichtenau.

In Hessisch Lichtenau follow the Richter Maschinenfabrik AG signs.

... coming from Erfurt/Dresden

Take the Eisenach-West exit (distance 54 km), then take the **B7** to Kassel/Ifta, the **B27** in the direction of Eschwege to Oetmannshausen, **B7** to Kassel until Hessisch Lichtenau.

In Hessisch Lichtenau follow the Richter Maschinenfabrik AG signs.

... by rail

Intercity/ICE to Kassel Bad Wilhelmshöhe



ASPHALT-THERMO-CONTAINER A. RICHTER GMBH

Hopfelder Straße 42 · 37235 Hessisch Lichtenau

Bezirk Kassel · Germany

Tel. +49 (0) 5602 801-30 · Fax +49 (0) 5602 801-29

Internet: www.atc-container.de · E-Mail: info@atc-container.de

